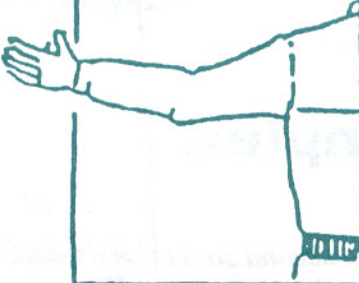
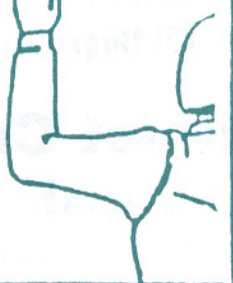
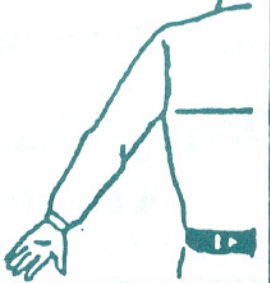





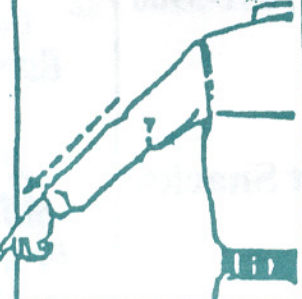
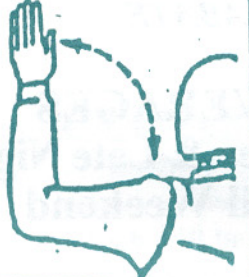


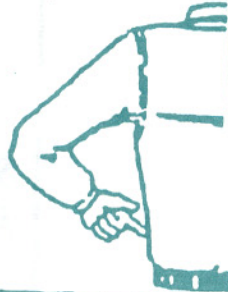




These signals may not cover every communication need, but they should fill in a lot of the gaps. Remember, the signals must be seen to be understood. Acknowledge comprehension with a nod of the head or a flick of the dimmer switch.

<p>LEFT TURN ARM EXTENDED STRAIGHT OUT</p> 	<p>RIGHT TURN ARM EXTENDED AND HORIZONTAL</p> 	<p>STOP (slow down):</p> 	<p>SPEED UP:</p> 
<p>FOLLOW ME:</p> 	<p>YOU LEAD:</p> 	<p>SINGLE FILE:</p> 	<p>DOUBLE FILE:</p> 
<p>HAZARD IN ROAD:</p> 	<p>PULL OFF:</p> 	<p>TURN SIGNALS</p> 	<p>HEADLIGHT:</p> 
<p>FUEL:</p> 	<p>FOOD, COFFEE STOP:</p> 	<p>COMFORT STOP:</p> 	<p>ROAD CAPTAIN IS LOST ARMS STRAIGHT UP</p> 